

CLFP9

With a 9,000 lb. capacity and 10' 7/8" overall column height, Challenger's CLFP9 2-post lift is ideal for low ceiling applications. Standard 3-stage front and 3-stage rear arms offer maximum sweep, arm retraction and reach.

An open-top design allows the CLFP9 to accommodate any vehicle height, making it a great addition to the home enthusiast garage as well as professional vehicle service shops. Other features include double-telescoping screw footpads to accommodate a wide range of lift points, a powder coated finish for maximum durability, plated arm pins and a heavy-duty chain and hydraulic lifting system with cable synchronization.

STANDARD TRUE 3-STAGE FRONT AND REAR ARMS

Each of the three expansion phases is constructed of solid steel to ensure maximum rigidity, durability and technician security.



CLFP9
9,000 LB. CAPACITY

10' 0.875"

**IDEAL FOR
LOW-CEILING
APPLICATIONS**

CL Challenger Lifts

WWW.CHALLENGERLIFTS.COM

FEATURES & BENEFITS

- » 9,000 lb. lifting capacity
- » 10' 7/8" overall column height is ideal for servicing vehicles in a low ceiling height
- » Open top design accommodates any vehicle height
- » 3-stage front and 3-stage rear arms accommodate a wide range of common cars, trucks, vans as well as SUVs within the same service bay
- » Electric/hydraulic heavy-duty chain lifting operation with cable equalization to reduce ceiling height requirement
- » Dual-point mechanical pull-lock cable release system
- » Fully gusseted base plate design increases column rigidity
- » Premium double telescoping screw pads adjust to multiple heights minimizing the need for adapters
- » Powder coat finish provides long-lasting durability
- » Plated arm restraints and arm pins inhibit rust and provide long-lasting durability
- » Standard dual integrated rubber door guards help protect vehicle panels from inadvertent damage


MODEL NUMBER	CLFP9
Lifting Capacity*	9,000 lb. (4082kg)
Lifting Configuration	Symmetric
Arms	3-stage front/3-stage rear
A Rise Height ¹	79.125" (2010mm)
B Column Height	120.875" (3070mm)
C Overall Width	137.5" (3493mm)
D Drive-thru Clearance	98.187" (2494mm)
E Front Arm Reach	24.5" / 44.5" (623 / 1131mm)
F Rear Arm Reach	24.5" / 44.5" (623 / 1131mm)
G Screw Pad Height ²	Adj. 4" - 5.875" (102mm - 149mm)
H Inside of Columns	109" (2769mm)
Ceiling Height Required	10' 1.875" (3096mm)
Motor	2HP, Single Phase, 60Hz
Voltage	208 - 230v
Speed of Rise	50 s

*Lift capacity ratings are based on loads equally distributed on all four arms.

¹ Rise height measured with telescoping screw pad in highest position

² Specifications are listed without rubber pad, for measurements with rubber pad add 1/4" (6mm).

FEATURES




Heavy-duty chain lifting system with cable equalization

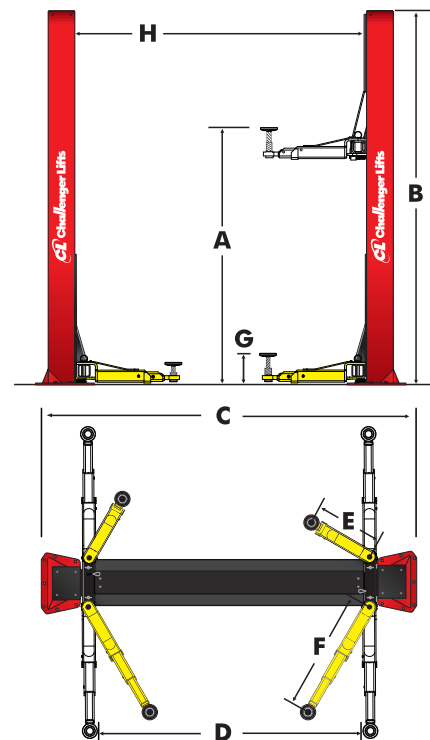


Double screw adjustable footpads

OPTIONAL ACCESSORIES



Optional 3" and 6" stack adapter, and organizer rack



For more information, contact your Authorized Challenger Lifts Distributor:



2212 Camplain Rd., Hillsborough, NJ 08844

Call for Sales, Service, & Installation

www.fclift.com 908.526.1500

800-648-5438 | 502-625-0700 | www.challengerlifts.com | Fax: 502-625-0711 | 2311 South Park Road | Louisville, KY 40219



AAIA
Automotive Aftermarket
Industry Association

