



CRN Series

REFRIGERATED COMPRESSED AIR DRYERS
10-3000 SCFM

- ▶ ISO Qulaity Class Performance
- ▶ Integral Filtration
- ▶ Stainless Steel Brazed Plate Heat Exchangers



CHAMPION[®]

Durability Delivered

CRN SERIES REFRIGERATED AIR DRYERS



CRN Series refrigerated air dryers are engineered to benefit you today and tomorrow from the tradition of durability that is Champion. Quality components and engineering excellence meld to ensure you of a stable ISO Quality Class 4–5 pressure dew point. These exclusive compressed air preparation packages combine reliability, cutting-edge design, and innovative packaging into a single space saving unit. The air quality delivered from an CRN Series dryer may define the difference between moderate and superior results from your plant's processes or systems.

CRN Series dryers benefit you with:

- 1 Three levels of Intelligence Controller (I-Controller) packages to allow you to customize the CRN Series dryers to meet your specific requirements. This lets you choose which I-Controller package represents your best value.
- 2 Select Heat Exchanger arrangements to ensure you get the right combination of value and efficiency in every size. This secures your investment today and tomorrow with energy efficiency and the best warranties in the industry.
- 3 Combination Separator/Filter that incorporates our 99% efficient 3 micron Grade B elements. This ensures you of consistent water removal (especially under low flow conditions).

AIR TREATMENT SYSTEMS

The flexibility engineered into every CRN Series dryer allows you to satisfy your air quality requirements with a single package. Enlist us to deliver the dew point stability, air quality, energy efficiency, and product reliability that you expect from Champion.

ISO 8573.1 AIR QUALITY CLASSES

1992 earmarked the year the International Organization for Standardization (ISO) established ISO 8573.1 as the global benchmark for evaluating the quality of compressed air. Thus, providing engineers with a universally accepted unit of measure for quantifying compressed air stream contaminants. Namely Solid Particulates, Moisture, and Oil.

STANDARDS PER ISO 8573.1

Quality Classes	Solid Contaminants (maximum particle size in microns)	Max. Pressure Dew Points °F (°C)	Maximum Oil Content (droplets, aerosols, & vapor ppm w/w (MG/M ³))
0	as specified	as specified	as specified
1	0.1	-94 (-70)	0.008 (0,01)
2	1	-40 (-40)	0.08 (0,1)
3	5	-4 (-20)	0.8 (1)
4	15	38 (3)	4 (5)
5	40	45 (7)	21 (25)
6	-	50 (10)	-

CRN Series packages deliver:

ISO 8573.1 QUALITY CLASS RATINGS

CRN Seriesw	Solids	Moisture	Oil
As Standard	3	4–5	5
with Cold Coalescer Option	1	4–5	1
with an optional external Grade G CFF Filter (shown attached)	1	4–5	0*

*Quality Class 0 reflects "as specified" level of cleanliness. The addition of an optional external Grade G Filter achieves 0.003 ppm w/w for technically Oil-Free air.



Built to Perform



Extended Warranty available: contact your local distributor for more details.

PACKAGE DESIGN

At first glance, the ruggedness and ease of serviceability engineered into CRN Series becomes apparent. Fabricated from solid steel, the corrosion resistant epoxy powder paint and the fit and finish of the cabinet, foretell of the quality to be found within. At the touch of a button, quick fasteners release each lift out door panel. Easy interior access and user-friendly serviceability translate to reduced maintenance costs.

PROVEN PERFORMANCE

All models use reliable refrigeration compressors and environmentally friendly refrigerants. Models through CRN500 use proven reciprocating refrigeration compressors. CRN600 through CRN3000 incorporate rugged scroll compressors. You benefit from long component life, and exceptional around-the-clock performance.

CRN 10–15

The patented static condenser technology eliminates the need for a cooling fan. Models include an on/off power switch, 8 foot power cord and no air loss float drain. Outlet air is reheated to eliminate pipe line sweat.

HEAT TRANSFER

CRN models 10–15 benefit from our smooth handcrafted all copper heat exchangers. Multiple tube-on-tube designs achieve the low pressure drop, high heat transfer.


CRN Series models 25–300 incorporate heat exchangers crafted from multiple offset layers of press formed AISI 316 stainless steel. Press forming creates peaks and valleys that form media channels that are rich in fluid turbulence. This prevents fouling and maximizes energy efficiency.

MAXIMUM EXTRACTION SEPARATOR/FILTER


Effective moisture removal at all flow rates is the key to preserve dew point stability. CRN25 and larger includes Grade B two-stage cold filtration to ensure maximum water extraction even under low flow conditions. Stage one mechanically entraps solids >10 microns with dual stainless steel orifice tubes. Stage two utilizes in-depth fiber media to coalesce water droplets and retain solid particles 3 microns and larger.

GET CONNECTED

The extended inlet/outlet connections on CRN dryers (CRN25–CRN750) were engineered with foresight to readily accept all CFF Series Filters without the need for cumbersome adaptors and fittings. CRN1000 - 3000 inlet/outlet connections on top of unit for ease of installation. You gain the installation flexibility you need today that may help you be prepared to meet the changes of tomorrow.



Take Control



CRN Series dryers are equipped with control schemes that are designed to provide you with the most value delivered within each flow range. Engineered with industry leading features, each I-Controller package provides just the right level of benefits to appeal to the most demanding applications and discriminating customers.

INSTRUMENTATION

Power-on LED and 6 foot grounded power cord are standard on all single-phase 115-volt units. Easy view angular instrumentation panels prominently display all I-Controllers instrumentation packages



I-CONTROLLER LEVEL 1

On/Off rocker switch, green power on light, temperature indicator and pneumatic, pilot-operated drain trap. Easy to monitor display panel.



I-CONTROLLER LEVEL 2

Standard equipment* on models CRN125 through CRN750 includes: "Power-on" LED, "Compressor-on" LED, On/Off rocker switch, dew point bar graph LED display. Timed solenoid drain trap with push-to-test button and secondary manual drains complete with by-pass valves and drain lines are standard equipment. This helps keep the surrounding area clean and dry and helps you avoid having to shutdown the dryer during drain valve maintenance.

Compare these Features— Unmatched in the Industry!

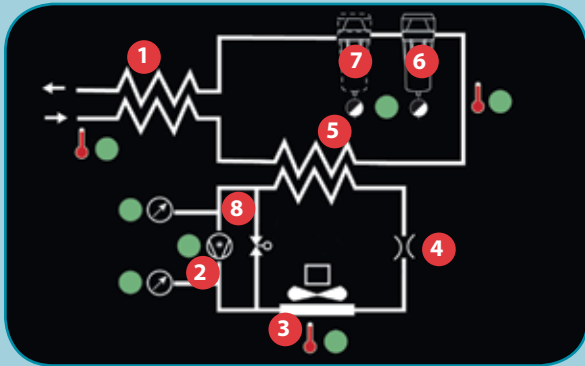


I-CONTROLLER LEVEL 4

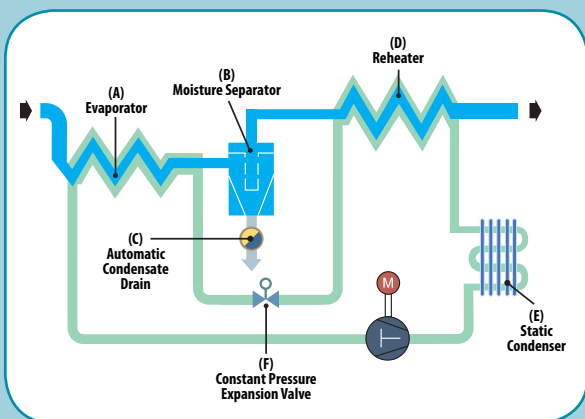
Standard equipment on models CRN1000 through CRN3000 includes: manual mode, schedule mode to synchronize operation to your workday, auto restart, text display window that displays current time, operating mode, total operating hours, hours to service, dew point bar graph LED display, initializes alarm relay, display, compressor-on light, power-on light, temperature indicator, alarm/service light, reset button, set/run button, programming buttons, on/off button, drain push-to-test button, English, Spanish, German, French and Italian language selectable, RS-232 communication capable, fault condition diagnostics with text display, dry contacts for high dew point remote alarm at 55° F.



Refrigeration Circuit



- Precooler/Reheater **1**
- Refrigeration Compressor **2**
- Condenser **3**
- Thermal Expansion Valve **4**
- Evaporator **5**
- Moisture Separator/3 micron Filter **6**
- Optional Cold Coalescing Oil Removal Filter **7**
- Suction-side **8**



- Evaporator **A**
- Moisture Separator **B**
- Automatic Drain **C**
- Reheater **D**
- Static Condenser **E**
- Constant Pressure Expansion Valve **F**

CRN 25-3000

Series dryers enlist proven components and modern materials to deliver the durability you expect from Champion. Hot, moist incoming compressed air enters the Precooler/Reheater **(1)** where it is pre-cooled by the cold dehydrated airstream. Environmentally friendly low-pressure refrigerant gas is pressurized in the refrigeration compressor **(2)**. Once compressed into a high-pressure gas, it then flows through the condenser **(3)** and changes to a cold 35° F liquid. The thermal expansion valve **(4)** precisely meters the cold liquid refrigerant into the evaporator **(5)** where the work is done. Hot, saturated compressed air enters the evaporator at the end opposite the incoming liquid refrigerant. The compressed air is chilled as they cross paths. Water is condensed out of the cold exiting air and is efficiently removed in the Separator/3 micron Filter **(6)**. The cold air stream then flows through **(7)** the Cold Coalescing Oil Removal Filter (optional on models CRN25–CRN3000) where oil droplets and aerosols to 0.008 ppm w/w are captured and removed. The exiting cold, dry compressed air then reenters the Precooler/Reheater **(1)** where it is reheated by the hot incoming air to prevent pipe sweating in your plant. Finally, the warm refrigerant is now a low-pressure gas and returns to the suction-side **(8)** of the refrigeration compressor to continue the process.

CRN 10-15

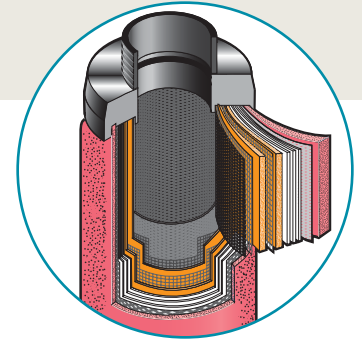
Warm saturated air enters the Evaporator **(A)**, where it is cooled by an air-to-refrigerant process. Water vapor condenses into a liquid for removal at the moisture separator **(B)** by an Automatic Drain **(C)**. The cold, dry air is reheated as it passes through the Reheater **(D)** while the patented Static Condenser **(E)** radiates waste heat to ambient. This eliminates the need for a cooling fan and prevents pipeline sweating at the air outlet.

A Constant Pressure **(F)** Expansion Valve (CPEV) modulates the flow of liquid refrigeration to the Evaporator **(A)**. This eliminates freeze-ups and assures continuous, automatic dew point control. The CPEV responds to pressure changes as the refrigerant leaves the Evaporator. This maintains the proper cooling rate under all load conditions. The CPEV is adjusted at the factory to deliver automatic operation.

System Options

INSTRUMENTATION

Power-on LED and 6 foot grounded power cord are standard on all single-phase 115-volt units. Easy view angular instrumentation panels prominently display all I-Controllers instrumentation packages.



OPTION FEATURE OVERVIEW

Control Version	LED Indicator lights			Drain Valves			System Upgrades	
	Power-on	Compressor-on	Dew Point Temperature Indicator	Pneumatic Pilot-Operated	Timed Drain w/ Push-to-test*	Demand Drain w/ Push-to-test*	Cold Coalescing Oil Removal Filter	Vacuum Fluorescent Text Display
I-Controller Level 1	S	S	S	S	-	-	0	-
I-Controller Level 2	S	S	S	-	S	-	0	-
I-Controller Level 4	S	S	S	-	-	S	0	S

S = Standard Feature

O = Optional Feature

* Secondary manual drains complete with by-pass valves are standard equipment and only available on packages with Level 2, and Level 4 I-Controllers. This helps keep the area clean and dry and helps you avoid dryer shutdown during drain valve maintenance.

OIL REMOVAL... this option integrates our factory installed Grade E Cold Coalescing Oil Removal Filter. Oil droplets and aerosols are extracted from the air stream in cleaning it down to 0.008 ppm w/w and solids are retained down to 0.01 micron. CRN Series dryers that include the Cold Coalescing Oil Removal Filter option are also equipped with a dedicated drain trap. Drain trap is consistent with the type provided with your chosen I-Controller. Available on models CRN25–CRN3000.

GAUGES... four panel mounted gauges: air inlet temperature, air outlet pressure, refrigerant suction pressure and refrigerant head pressure.

DRY CONTACTS... remote bulb temperature switch with "C"-form contacts; mounted inside cabinet.

AIR-BYPASS PIPING... Three valve block and bypass; mounts to inlet/outlet connections; shipped loose. MWP 200 psig



